

LD-LS Corner Expansion Bead

LD-LS corner expansion bead with glass fibre mesh for connections of surfaces with visible expansion joint in thermal insulating system - ETICS

Material:

- PVC resistant to alkali environment
- soft strip – softened PVC with PES fabric
- Glass fibre mesh complying with ETAG 004

Features:

- Bandage overlap with adhesive tape for easy and reliable connections of individual beads
- Quality joining of surface without the risk of cracks
- Expansion joint protection against weather effects
- Prevention of humidity penetration under the insulation layer
- Invisible edges, bead under plaster

Instruction for use:

Place the expansion bead with mesh in pre-applied mortar on insulation layer. Place the bead onto the expansion joint, press into the mortar and level with spirit level. To achieve accurate expansion joint width along the bead length, insert pre-cut strips of polystyrene between the beads into the gap. Then press the bead side mesh into the mortar. Remove and level the excess mortar outside the mesh with a trowel. Cover the whole bead with mesh with mortar in stages. Polystyrene strips are to be removed after the mortar curing. The designer will specify the expansion joint width and the position on the surface. The recommended gap width is 15 – 20 mm, unless specified otherwise.

Packaging, storage and transport:

Packed in paper boxes. Store in a dry roofed place. Transport in horizontal position.



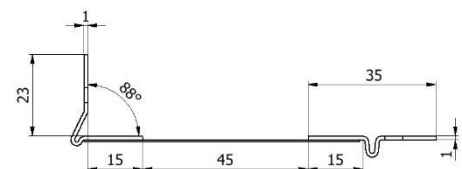
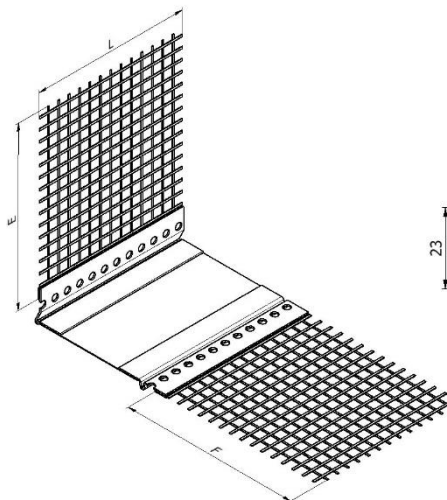
Certifications and marks:

The product is not subject to regulatory certification pursuant to Act no 22/1997 Coll., as amended. The product was voluntarily certified at TZÚS Praha, s.p., The product holds certificates nos. 060-040966, 060-041339 and "Q" high quality mark.



Technical data:

Bead length (L) [mm]	2500
Mesh width (ExF) [mm]	100 x 100
Soft strip length [mm]	45 (standard) 125, 165 (on demand)
Dilation range [mm]	± 15
Other dimensions	See diagram
Mesh fixation method	Welding



Issued on 27 July 2018.

This update invalidates all previous versions of this technical data sheet. The specified product dimensions are nominal and may range within the permitted manufacturing tolerances.