



**Technical and Test Institute
for Construction Prague**
Prosecká 811/76a
190 00 Prague
Czech Republic
eota@tzus.cz



Member of



www.eota.eu

European Technical Assessment

**ETA 13/0392
of 06/04/2021**

General Part

Technical Assessment Body issuing the European Technical Assessment:

Technical and Test Institute for Construction Prague

Trade name of the construction product:

R 116 A101, R 117 A101, R 121 A101,
R 122 A101, R 123 A101, R 128 A101,
R 131 A101, R 131 A101SP, R 131 A101C+,
R 131 A102C+, R 137 A101, R 140 A101N, R
140 A101SP, R 148 A101, R 161 A101, R 162
A101, R 163 A101, R 165 A101, R 170 A101,
R 178 A101, R 178 A102C+, R 267 A101,
R 275 A101, R 326 A101, R 451 A101,
R 585 A101

- glass fibre mesh for reinforcement of cement
based renderings

**Product family to which the construction
product belongs:**

Product area code: 4 Thermal insulation
products. Composite insulating kits/systems

Manufacturer:

SAINT-GOBAIN ADFORS CZ s.r.o.
106 Sokolovská
570 01 Litomyšl
Czech Republic

Manufacturing plant(s):

SAINT-GOBAIN ADFORS CZ s.r.o.
106 Sokolovská
570 01 Litomyšl
Czech Republic

**This European Technical Assessment
contains:**

23 pages

**This European Technical Assessment is
issued in accordance with Regulation (EU)
No 305/2011, on the basis of:**

EAD 040016-00-0404 Glass fibre mesh for
reinforcement of cement based renderings

This version replaces:

ETA 13/0392 issued on 18/02/2019

Translations of this European Technical Assessment in other languages shall fully correspond to the original issued document and should be identified as such.

Communication of this European Technical Assessment, including transmission by electronic means, shall be in full (excepted the confidential Annex(es) referred to above). However, partial reproduction may be made, with the written consent of the issuing Technical Assessment Body - Technical and Test Institute for Construction Prague. Any partial reproduction has to be identified as such.

Specific part

1. Technical description of the product

1.1 General

Glass fibre meshes for reinforcement of cement based renderings are leno woven fabrics made of glass fibre strands. According manufacturer technical specification the type of the glass of fibre mesh is **E-glass**. To provide resistance to alkali conditions, they are coated by an organic layer. The distance of strands is at least 3 mm so that the reinforced rendering or mortar sufficiently penetrates the meshes.

List of the meshes covered by this ETA:

R 116 A101,
R 117 A101,
R 121 A101,
R 122 A101,
R 123 A101,
R 128 A101,
R 131 A101,
R 131 A101SP
R 131 A101C+,
R 131 A102C+,
R 137 A101,
R 140 A101N,
R 140 A101SP
R 148 A101,
R 161 A101,
R 162 A101,
R 163 A101,
R 165 A101,
R 170 A101,
R 178 A101,
R 178 A102C+,
R 267 A101,
R 275 A101,
R 326 A101,
R 451 A101,
R 585 A101

Concerning product packaging, transport, storage, maintenance, replacement and repair it is the responsibility of the manufacturer to undertake the appropriate measures and to advise his clients on the transport, storage, maintenance, replacement and repair of the product as he considers necessary.

It is assumed that the product will be installed according to the manufacturer's instructions or (in absence of such instructions) according to the usual practice of the building professionals.

2. Specification of the intended use(s) in accordance with the applicable European Assessment Document (hereinafter EAD)

The products are used as reinforcement of cement based renderings (mortars) with the thickness of 2 - 10 mm. The reinforcement shall be embedded in a fresh mortar and sufficiently covered. The reinforcement prevents the hardened mortar from cracking, caused especially by dilatation.

The glass fibre meshes are also used in base coats of external thermal insulation systems with rendering (eg. ETICS).

The assessment methods included or referred to in EAD 040016-00-0404 have been written based on the manufacturer's request to take into account a working life of the glass fibre mesh for reinforcement of cement based renderings for the intended use of 25 years when installed in the works (provided that the glass fibre mesh for reinforcement of cement based renderings is subject to appropriate installation). These provisions are based upon the current state of the art and the available knowledge and experience.

The real working life may be, in normal use conditions, considerably longer without major degradation affecting the basic requirements for works¹.

The indications given as to the working life of the construction product cannot be interpreted as a guarantee but are regarded only as a means for expressing the expected economically reasonable working life of the product.

¹ The real working life of a product incorporated in a specific works depends on the environmental conditions to which that works is subject, as well as on the particular conditions of the design, execution, use and maintenance of that works. Therefore, it cannot be excluded that in certain cases the real working life of the product may also be shorter than the working life referred to above.

3. Performance of the product and references to the methods used for its assessment

3.1 Safety in case of fire (BWR 2)

3.1.1 Reaction to fire

Table No.1 – reaction to fire:

Trade name of the mesh	Reaction to fire class according to Commission Delegated Regulation (EU) 2016/364
R 131 A101SP	B – s1, d0
R 140 A101SP	A2 – s1, d0
R 116 A101, R 117 A101, R 121 A101, R 122 A101, R 123 A101, R 128 A101, R 131 A101, R 131 A101C+, R 131 A102C+, R 137 A101, R 140 A101N, R 148 A101, R 161 A101, R 162 A101, R 163 A101, R 165 A101, R 170 A101, R 178 A101, R 178 A102C+, R 267 A101, R 275 A101, R 326 A101, R 451 A101, R 585 A101	No performance assessed

3.1.2 Organic content

The determination of the ash content and organic content was based on Cl. 2.2.2 of EAD 040016-00-0404.

The results of the test are stated in Table No. 2.

Table No. 2 – ash content and organic content:

Trade name of the mesh	Ash content			Organic content		
R 116 A101	82,7 %	81,7 %	84,2 %	17,3 %	18,3 %	15,8 %
R 117 A101	79,9 %	80,7 %	80,0 %	20,1 %	19,3 %	20,0 %
R 121 A101	79,9 %	81,6 %	80,7 %	20,1 %	18,4 %	19,3 %
R 122 A101	81,5 %	81,6 %	81,6 %	18,5 %	18,4 %	18,4 %
R 123 A101	81,2 %	80,7 %	79,8 %	18,8 %	19,3 %	20,2 %
R 128 A101	82,0 %	82,7 %	82,5 %	18,0 %	17,3 %	17,5 %
R 131 A101	82,8 %	82,2 %	82,6 %	17,2 %	17,8 %	17,4 %
R 131 A101SP	83,3 %	83,0 %	82,7 %	16,7 %	17,0 %	17,3 %
R 131 A101C+	82,8 %	82,2 %	82,6 %	17,2 %	17,8 %	17,4 %
R 131 A102C+	81,7 %	82,1 %	81,9 %	18,3 %	17,9 %	18,1 %
R 137 A101	81,8 %	84,8 %	77,6 %	18,2 %	15,2 %	22,4 %
R 140 A101N	89,3 %	88,6 %	87,7 %	10,7 %	11,4 %	12,3 %
R 140 A101SP	86,4 %	85,3 %	85,5 %	13,6 %	14,7 %	14,5 %
R 148 A101	81,6 %	82,1 %	81,9 %	18,4 %	17,9 %	18,1 %
R 161 A101	81,1 %	80,8 %	80,3 %	18,9 %	19,2 %	19,7 %

Trade name of the mesh	Ash content			Organic content		
R 162 A101	78,2 %	77,5 %	78,4 %	21,8 %	22,5	21,6
R 163 A101	82,8 %	83,2 %	83,0 %	17,2 %	16,8 %	17,0 %
R 165 A101	81,4 %	81,3 %	81,0 %	18,6 %	18,7 %	19,0 %
R 170 A101	82,2 %	82,1 %	82,5 %	17,8 %	17,9 %	17,5 %
R 178 A101	84,5 %	84,5 %	84,0 %	15,5 %	15,5 %	16,0 %
R 178 A102C+	79,5 %	81,8 %	80,7 %	20,5 %	18,2 %	19,3 %
R 267 A101	83,6 %	84,2 %	83,9 %	16,4 %	15,8 %	16,1 %
R 275 A101	83,3 %	83,9 %	83,0 %	16,7 %	16,1 %	17,0 %
R 326 A101	83,4 %	83,3 %	83,2 %	16,6 %	16,7 %	16,8 %
R 451 A101	88,5 %	89,7 %	87,6 %	11,5 %	10,3 %	12,4 %
R 585 A101	82,5 %	82,4 %	82,6 %	17,5 %	17,6 %	17,4 %

3.1.3 Heat combustion

The determination of the heat combustion was based on Cl. 2.2.3 of EAD 040016-00-0404.

The results of the test are stated in Table No. 3.

Table No. 3.

Trade name of the mesh	Heat combustion Q_{PCS} [MJ/kg]	Trade name of the mesh	Heat combustion Q_{PCS} [MJ/kg]
R 116 A101	6,64	R 148 A101	6,76
R 117 A101	6,64	R 161 A101	5,77
R 121 A101	5,96	R 162 A101	9,58
R 122 A101	6,67	R 163 A101	6,22
R 123 A101	6,62	R 165 A101	6,72
R 128 A101	6,24	R 170 A101	6,23
R 131 A101	5,80	R 178 A101	5,71
R 131 A101SP	3,70	R 178 A102C+	6,55
R 131 A101C+	5,80	R 267 A101	6,02
R 131 A102C+	5,28	R 275 A101	5,66
R137 A101	6,93	R 326 A101	5,97
R 140 A101N	2,05	R 451 A101	4,17
R 140 A101SP	2,39	R 585 A101	4,88

3.2 Safety and accessibility in use (BWR 4)

The determination of mesh size, tensile strength and elongation, mass per unit area and thickness was based on Cl. 2.2.4, Cl. 2.2.7, Cl. 2.2.8, Cl. 2.2.9 of EAD 040016-00-0404.

Roll width and weaving accuracy: no performance assessed.

The results of the test are stated in Table No. 4 - Table No. 27.

Table No. 4 – R 116 A101

R 116 A101			
Mesh size	Average mesh size (warp direction x weft direction)	4,8 x 5,8 mm	
	Mesh opening (warp direction x weft direction)	3,9 x 4,4 mm	
Roll width	No performance assessed		
Weaving accuracy	No performance assessed		
Tensile strength and elongation (warp and weft direction)	In the as-delivered state	warp direction	weft direction
	- tensile strength	46 N/mm	45 N/mm
	- elongation ϵ	3,8 %	4,1 %
	After alkalis conditioning	warp direction	weft direction
	- tensile strength	31 N/mm	30 N/mm
- elongation ϵ	2,6 %	2,7 %	
The average value of the tensile strength after alkalis conditioning shall be at least 20 N/mm and at least 50 % of the strength in the as-delivered state (residual strength): passed: ≥ 20 N/mm after alkalis conditioning and residual strength ≥ 50 % of the strength in the as-delivered			
Mass per unit area	147 g/m²		
Thickness	0,51 mm		

Table No. 5 – R 117 A101

R 117 A101			
Mesh size	Average mesh size (warp direction x weft direction)	4,7 x 5,8 mm	
	Mesh opening (warp direction x weft direction)	4,0 x 4,5 mm	
Roll width	No performance assessed		
Weaving accuracy	No performance assessed		
Tensile strength and elongation (warp and weft direction)	In the as-delivered state	warp direction	weft direction
	- tensile strength	45 N/mm	47 N/mm
	- elongation ε	3,7 %	4,2 %
	After alkalis conditioning	warp direction	weft direction
- tensile strength	23 N/mm	28 N/mm	
- elongation ε	2,1 %	2,4 %	
The average value of the tensile strength after alkalis conditioning shall be at least 20 N/mm and at least 50 % of the strength in the as-delivered state (residual strength): passed: ≥ 20 N/mm after alkalis conditioning and residual strength ≥ 50 % of the strength in the as-delivered			
Mass per unit area	152 g/m²		
Thickness	0,56 mm		

Table No. 6 – R 121 A101

R 121 A101			
Mesh size	Average mesh size (warp direction x weft direction)	4,7 x 5,7 mm	
	Mesh opening (warp direction x weft direction)	4,0 x 4,5 mm	
Roll width	No performance assessed		
Weaving accuracy	No performance assessed		
Tensile strength and elongation (warp and weft direction)	In the as-delivered state	warp direction	weft direction
	- tensile strength	48 N/mm	47 N/mm
	- elongation ε	3,9 %	4,0 %
	After alkalis conditioning	warp direction	weft direction
- tensile strength	31 N/mm	29 N/mm	
- elongation ε	2,7 %	2,4 %	
The average value of the tensile strength after alkalis conditioning shall be at least 20 N/mm and at least 50 % of the strength in the as-delivered state (residual strength): passed: ≥ 20 N/mm after alkalis conditioning and residual strength ≥ 50 % of the strength in the as-delivered			
Mass per unit area	159 g/m²		
Thickness	0,56 mm		

Table No. 7 – R 122 A101

R 122 A101			
Mesh size	Average mesh size (warp direction x weft direction)	7,1 x 7,1 mm	
	Mesh opening (warp direction x weft direction)	6,3 x 5,5 mm	
Roll width	No performance assessed		
Weaving accuracy	No performance assessed		
Tensile strength and elongation (warp and weft direction)	In the as-delivered state	warp direction	weft direction
	- tensile strength	39 N/mm	52 N/mm
	- elongation ϵ	3,9 %	3,8 %
	After alkalis conditioning	warp direction	weft direction
- tensile strength	24 N/mm	31 N/mm	
- elongation ϵ	2,4 %	2,1 %	
The average value of the tensile strength after alkalis conditioning shall be at least 20 N/mm and at least 50 % of the strength in the as-delivered state (residual strength): passed: ≥ 20 N/mm after alkalis conditioning and residual strength ≥ 50 % of the strength in the as-delivered			
Mass per unit area	159 g/m ²		
Thickness	0,74 mm		

Table No. 8 – R 123 A101

R 123 A101			
Mesh size	Average mesh size (warp direction x weft direction)	7,1 x 7,8 mm	
	Mesh opening (warp direction x weft direction)	6,1 x 5,9 mm	
Roll width	No performance assessed		
Weaving accuracy	No performance assessed		
Tensile strength and elongation (warp and weft direction)	In the as-delivered state	warp direction	weft direction
	- tensile strength	43 N/mm	53 N/mm
	- elongation ϵ	3,7 %	3,9 %
	After alkalis conditioning	warp direction	weft direction
- tensile strength	29 N/mm	36 N/mm	
- elongation ϵ	2,6 %	2,7 %	
The average value of the tensile strength after alkalis conditioning shall be at least 20 N/mm and at least 50 % of the strength in the as-delivered state (residual strength): passed: ≥ 20 N/mm after alkalis conditioning and residual strength ≥ 50 % of the strength in the as-delivered			
Mass per unit area	155 g/m ²		
Thickness	0,66 mm		

Table No. 9 – R 128 A101

R 128 A101			
Mesh size	Average mesh size (warp direction x weft direction)	9,1 x 9,1 mm	
	Mesh opening (warp direction x weft direction)	8,0 x 7,1 mm	
Roll width	No performance assessed		
Weaving accuracy	No performance assessed		
Tensile strength and elongation (warp and weft direction)	In the as-delivered state	warp direction	weft direction
	- tensile strength	45 N/mm	62 N/mm
	- elongation ϵ	3,8 %	4,4 %
	After alkalis conditioning	warp direction	weft direction
- tensile strength	28 N/mm	41 N/mm	
- elongation ϵ	2,4 %	3,0 %	
The average value of the tensile strength after alkalis conditioning shall be at least 20 N/mm and at least 50 % of the strength in the as-delivered state (residual strength): passed: ≥ 20 N/mm after alkalis conditioning and residual strength ≥ 50 % of the strength in the as-delivered			
Mass per unit area	158 g/m ²		
Thickness	0,57 mm		

Table No. 10 – R 131 A101

R 131 A101			
Mesh size	Average mesh size (warp direction x weft direction)	4,0 x 4,6 mm	
	Mesh opening (warp direction x weft direction)	3,3 x 3,7 mm	
Roll width	No performance assessed		
Weaving accuracy	No performance assessed		
Tensile strength and elongation (warp and weft direction)	In the as-delivered state	warp direction	weft direction
	- tensile strength	48 N/mm	50 N/mm
	- elongation ϵ	3,9 %	4,0 %
	After alkalis conditioning	warp direction	weft direction
- tensile strength	33 N/mm	38 N/mm	
- elongation ϵ	2,9 %	3,0 %	
The average value of the tensile strength after alkalis conditioning shall be at least 20 N/mm and at least 50 % of the strength in the as-delivered state (residual strength): passed: ≥ 20 N/mm after alkalis conditioning and residual strength ≥ 50 % of the strength in the as-delivered			
Mass per unit area	167 g/m ²		
Thickness	0,53 mm		

Table No. 11 – R 131 A101SP

R 131 A101SP			
Mesh size	Average mesh size (warp direction x weft direction)	4,0 x 5,0 mm	
	Mesh opening (warp direction x weft direction)	3,4 x 3,6 mm	
Roll width	No performance assessed		
Weaving accuracy	No performance assessed		
Tensile strength and elongation (warp and weft direction)	In the as-delivered state	warp direction	weft direction
	- tensile strength	48 N/mm	47 N/mm
	- elongation ϵ	3,9 %	3,6 %
	After alkalis conditioning	warp direction	weft direction
- tensile strength	30 N/mm	29 N/mm	
- elongation ϵ	2,6 %	2,2 %	
The average value of the tensile strength after alkalis conditioning shall be at least 20 N/mm and at least 50 % of the strength in the as-delivered state (residual strength): passed: ≥ 20 N/mm after alkalis conditioning and residual strength ≥ 50 % of the strength in the as-delivered			
Mass per unit area	166 g/m²		
Thickness	0,50 mm		

Table No. 12 – R 131 A101C+

R 131 A101C+			
Mesh size	Average mesh size (warp direction x weft direction)	4,0 x 5,0 mm	
	Mesh opening (warp direction x weft direction)	3,2 x 3,6 mm	
Roll width	No performance assessed		
Weaving accuracy	No performance assessed		
Tensile strength and elongation (warp and weft direction)	In the as-delivered state	warp direction	weft direction
	- tensile strength	49 N/mm	53 N/mm
	- elongation ϵ	3,9 %	4,2 %
	After alkalis conditioning	warp direction	weft direction
- tensile strength	29 N/mm	36 N/mm	
- elongation ϵ	2,5 %	2,9 %	
The average value of the tensile strength after alkalis conditioning shall be at least 20 N/mm and at least 50 % of the strength in the as-delivered state (residual strength): passed: ≥ 20 N/mm after alkalis conditioning and residual strength ≥ 50 % of the strength in the as-delivered			
Mass per unit area	165 g/m²		
Thickness	0,50 mm		

Table No. 13 – R 131 A102C+

R 131 A102C+			
Mesh size	Average mesh size (warp direction x weft direction)	4,0 x 4,4 mm	
	Mesh opening (warp direction x weft direction)	3,2 x 3,5 mm	
Roll width	No performance assessed		
Weaving accuracy	No performance assessed		
Tensile strength and elongation (warp and weft direction)	In the as-delivered state	warp direction	weft direction
	- tensile strength	48 N/mm	50 N/mm
	- elongation ϵ	3,9 %	3,9 %
	After alkalis conditioning	warp direction	weft direction
- tensile strength	29 N/mm	31 N/mm	
- elongation ϵ	2,4 %	2,4 %	
The average value of the tensile strength after alkalis conditioning shall be at least 20 N/mm and at least 50 % of the strength in the as-delivered state (residual strength): passed: ≥ 20 N/mm after alkalis conditioning and residual strength ≥ 50 % of the strength in the as-delivered			
Mass per unit area	164 g/m²		
Thickness	0,48 mm		

Table No. 14 – R 137 A101

R 137 A101			
Mesh size	Average mesh size (warp direction x weft direction)	6,5 x 8,0 mm	
	Mesh opening (warp direction x weft direction)	5,7 x 6,2 mm	
Roll width	No performance assessed		
Weaving accuracy	No performance assessed		
Tensile strength and elongation (warp and weft direction)	In the as-delivered state	warp direction	weft direction
	- tensile strength	44 N/mm	62 N/mm
	- elongation ϵ	3,8 %	4,3 %
	After alkalis conditioning	warp direction	weft direction
- tensile strength	30 N/mm	42 N/mm	
- elongation ϵ	2,5 %	2,8 %	
The average value of the tensile strength after alkalis conditioning shall be at least 20 N/mm and at least 50 % of the strength in the as-delivered state (residual strength): passed: ≥ 20 N/mm after alkalis conditioning and residual strength ≥ 50 % of the strength in the as-delivered			
Mass per unit area	172 g/m²		
Thickness	0,67 mm		

Table No. 15 – R 140 A101N

R 140 A101N			
Mesh size	Average mesh size (warp direction x weft direction)	4,0 x 4,8 mm	
	Mesh opening (warp direction x weft direction)	3,2 x 3,5 mm	
Roll width	No performance assessed		
Weaving accuracy	No performance assessed		
Tensile strength and elongation (warp and weft direction)	In the as-delivered state	warp direction	weft direction
	- tensile strength	52 N/mm	54 N/mm
	- elongation ϵ	4,2 %	4,1 %
	After alkalis conditioning	warp direction	weft direction
- tensile strength	32 N/mm	39 N/mm	
- elongation ϵ	2,7 %	2,8 %	
The average value of the tensile strength after alkalis conditioning shall be at least 20 N/mm and at least 50 % of the strength in the as-delivered state (residual strength): passed: ≥ 20 N/mm after alkalis conditioning and residual strength ≥ 50 % of the strength in the as-delivered			
Mass per unit area	162 g/m²		
Thickness	0,53 mm		

Table No. 16 – R 140 A101SP

R 140 A101SP			
Mesh size	Average mesh size (warp direction x weft direction)	4,0 x 4,8 mm	
	Mesh opening (warp direction x weft direction)	3,4 x 3,5 mm	
Roll width	No performance assessed		
Weaving accuracy	No performance assessed		
Tensile strength and elongation (warp and weft direction)	In the as-delivered state	warp direction	weft direction
	- tensile strength	49 N/mm	52 N/mm
	- elongation ϵ	3,9 %	4,0 %
	After alkalis conditioning	warp direction	weft direction
- tensile strength	25 N/mm	27 N/mm	
- elongation ϵ	2,3 %	2,1 %	
The average value of the tensile strength after alkalis conditioning shall be at least 20 N/mm and at least 50 % of the strength in the as-delivered state (residual strength): passed: ≥ 20 N/mm after alkalis conditioning and residual strength ≥ 50 % of the strength in the as-delivered			
Mass per unit area	166 g/m²		
Thickness	0,53 mm		

Table No. 17 – R 148 A101

R 148 A101			
Mesh size	Average mesh size (warp direction x weft direction)	9,0 x 9,0 mm	
	Mesh opening (warp direction x weft direction)	8,2 x 7,0 mm	
Roll width	No performance assessed		
Weaving accuracy	No performance assessed		
Tensile strength and elongation (warp and weft direction)	In the as-delivered state	warp direction	weft direction
	- tensile strength	42 N/mm	66 N/mm
	- elongation ϵ	3,6 %	4,0 %
	After alkalis conditioning	warp direction	weft direction
- tensile strength	30 N/mm	39 N/mm	
- elongation ϵ	2,6 %	2,2 %	
The average value of the tensile strength after alkalis conditioning shall be at least 20 N/mm and at least 50 % of the strength in the as-delivered state (residual strength): passed: ≥ 20 N/mm after alkalis conditioning and residual strength ≥ 50 % of the strength in the as-delivered			
Mass per unit area	182 g/m²		
Thickness	0,83 mm		

Table No. 18 – R 161 A101

R 161 A101			
Mesh size	Average mesh size (warp direction x weft direction)	8,3 x 8,4 mm	
	Mesh opening (warp direction x weft direction)	7,3 x 6,3 mm	
Roll width	No performance assessed		
Weaving accuracy	No performance assessed		
Tensile strength and elongation (warp and weft direction)	In the as-delivered state	warp direction	weft direction
	- tensile strength	44 N/mm	75 N/mm
	- elongation ϵ	3,8 %	4,0 %
	After alkalis conditioning	warp direction	weft direction
- tensile strength	25 N/mm	46 N/mm	
- elongation ϵ	2,1 %	2,4 %	
The average value of the tensile strength after alkalis conditioning shall be at least 20 N/mm and at least 50 % of the strength in the as-delivered state (residual strength): passed: ≥ 20 N/mm after alkalis conditioning and residual strength ≥ 50 % of the strength in the as-delivered			
Mass per unit area	203 g/m²		
Thickness	0,66 mm		

Table No. 19 – R 162 A101

R 162 A101			
Mesh size	Average mesh size (warp direction x weft direction)	8,3 x 9,1 mm	
	Mesh opening (warp direction x weft direction)	7,2 x 7,1 mm	
Roll width	No performance assessed		
Weaving accuracy	No performance assessed		
Tensile strength and elongation (warp and weft direction)	In the as-delivered state	warp direction	weft direction
	- tensile strength	52 N/mm	66 N/mm
	- elongation ϵ	4,0 %	3,7 %
	After alkalis conditioning	warp direction	weft direction
- tensile strength	37 N/mm	46 N/mm	
- elongation ϵ	2,9 %	2,4 %	
The average value of the tensile strength after alkalis conditioning shall be at least 20 N/mm and at least 50 % of the strength in the as-delivered state (residual strength): passed: ≥ 20 N/mm after alkalis conditioning and residual strength ≥ 50 % of the strength in the as-delivered			
Mass per unit area	206 g/m²		
Thickness	0,79 mm		

Table No. 20 – R 163 A101

R 163 A101			
Mesh size	Average mesh size (warp direction x weft direction)	6,2 x 6,4 mm	
	Mesh opening (warp direction x weft direction)	5,1 x 4,9 mm	
Roll width	No performance assessed		
Weaving accuracy	No performance assessed		
Tensile strength and elongation (warp and weft direction)	In the as-delivered state	warp direction	weft direction
	- tensile strength	56 N/mm	64 N/mm
	- elongation ϵ	4,2 %	4,3 %
	After alkalis conditioning	warp direction	weft direction
- tensile strength	33 N/mm	36 N/mm	
- elongation ϵ	2,3 %	2,4 %	
The average value of the tensile strength after alkalis conditioning shall be at least 20 N/mm and at least 50 % of the strength in the as-delivered state (residual strength): passed: ≥ 20 N/mm after alkalis conditioning and residual strength ≥ 50 % of the strength in the as-delivered			
Mass per unit area	202 g/m²		
Thickness	0,76 mm		

Table No. 21 – R 165 A101

R 165 A101			
Mesh size	Average mesh size (warp direction x weft direction)	5,0 x 5,1 mm	
	Mesh opening (warp direction x weft direction)	4,7 x 4,2 mm	
Roll width	No performance assessed		
Weaving accuracy	No performance assessed		
Tensile strength and elongation (warp and weft direction)	In the as-delivered state	warp direction	weft direction
	- tensile strength	47 N/mm	71 N/mm
	- elongation ϵ	4,0 %	4,2 %
	After alkalis conditioning	warp direction	weft direction
- tensile strength	29 N/mm	46 N/mm	
- elongation ϵ	2,7 %	2,6 %	
The average value of the tensile strength after alkalis conditioning shall be at least 20 N/mm and at least 50 % of the strength in the as-delivered state (residual strength): passed: ≥ 20 N/mm after alkalis conditioning and residual strength ≥ 50 % of the strength in the as-delivered			
Mass per unit area	206 g/m²		
Thickness	0,68 mm		

Table No. 22 – R 170 A101

R 170 A101			
Mesh size	Average mesh size (warp direction x weft direction)	5,0 x 5,9 mm	
	Mesh opening (warp direction x weft direction)	4,3 x 3,9 mm	
Roll width	No performance assessed		
Weaving accuracy	No performance assessed		
Tensile strength and elongation (warp and weft direction)	In the as-delivered state	warp direction	weft direction
	- tensile strength	40 N/mm	97 N/mm
	- elongation ϵ	3,9 %	4,5 %
	After alkalis conditioning	warp direction	weft direction
- tensile strength	21 N/mm	58 N/mm	
- elongation ϵ	2,1 %	2,5 %	
The average value of the tensile strength after alkalis conditioning shall be at least 20 N/mm and at least 50 % of the strength in the as-delivered state (residual strength): passed: ≥ 20 N/mm after alkalis conditioning and residual strength ≥ 50 % of the strength in the as-delivered			
Mass per unit area	217 g/m²		
Thickness	0,65 mm		

Table No. 23 – R 178 A101

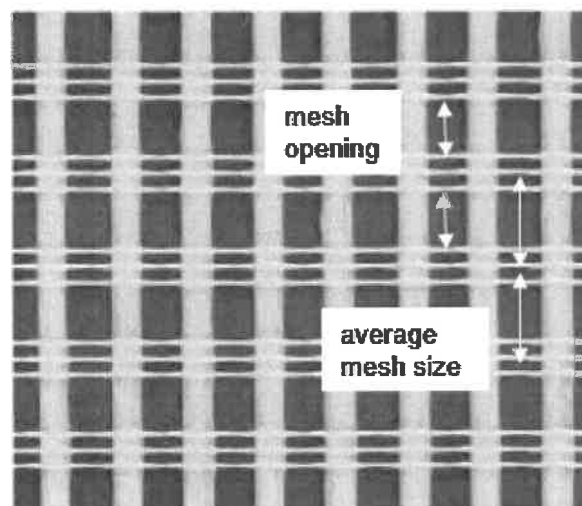
R 178 A101			
Mesh size	Average mesh size (warp direction x weft direction)	8,3 x 10,4 mm	
	Mesh opening (warp direction x weft direction)	7,1 x 7,8 mm	
Roll width	No performance assessed		
Weaving accuracy	No performance assessed		
Tensile strength and elongation (warp and weft direction)	In the as-delivered state	warp direction	weft direction
	- tensile strength	61 N/mm	56 N/mm
	- elongation ϵ	4,1 %	3,8 %
	After alkalis conditioning	warp direction	weft direction
- tensile strength	41 N/mm	38 N/mm	
- elongation ϵ	2,7 %	2,4 %	
The average value of the tensile strength after alkalis conditioning shall be at least 20 N/mm and at least 50 % of the strength in the as-delivered state (residual strength): passed: ≥ 20 N/mm after alkalis conditioning and residual strength ≥ 50 % of the strength in the as-delivered			
Mass per unit area	221 g/m²		
Thickness	0,93 mm		

Table No. 24 – R 178 A102C+

R 178 A102C+			
Mesh size	Average mesh size (warp direction x weft direction)	8,3 x 10,0 mm	
	Mesh opening (warp direction x weft direction)	7,0 x 7,7 mm	
Roll width	No performance assessed		
Weaving accuracy	No performance assessed		
Tensile strength and elongation (warp and weft direction)	In the as-delivered state	warp direction	weft direction
	- tensile strength	67 N/mm	65 N/mm
	- elongation ϵ	4,1 %	4,2 %
	After alkalis conditioning	warp direction	weft direction
- tensile strength	38 N/mm	44 N/mm	
- elongation ϵ	2,7 %	3,0 %	
The average value of the tensile strength after alkalis conditioning shall be at least 20 N/mm and at least 50 % of the strength in the as-delivered state (residual strength): passed: ≥ 20 N/mm after alkalis conditioning and residual strength ≥ 50 % of the strength in the as-delivered			
Mass per unit area	232 g/m²		
Thickness	1,00 mm		

Table No. 25 – R 267 A101

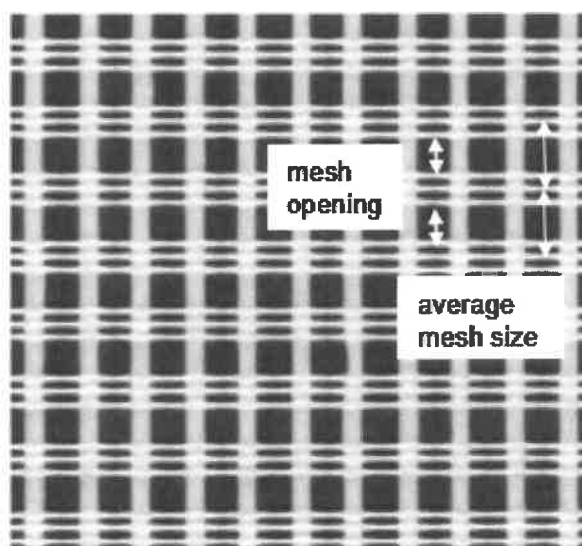
R 267 A101			
Mesh size*	Average mesh size (warp direction x weft direction)	13,0 x 10,0 mm	
	Mesh opening (warp direction x weft direction)	7,5 x 6,5 mm	
Roll width	No performance assessed		
Weaving accuracy	No performance assessed		
Tensile strength and elongation (warp and weft direction)	In the as-delivered state	warp direction	weft direction
	- tensile strength	52 N/mm	153 N/mm
	- elongation ϵ	3,8 %	4,5 %
	After alkalis conditioning	warp direction	weft direction
	- tensile strength	34 N/mm	115 N/mm
- elongation ϵ	2,6 %	3,5 %	
The average value of the tensile strength after alkalis conditioning shall be at least 20 N/mm and at least 50 % of the strength in the as-delivered state (residual strength): passed: ≥ 20 N/mm after alkalis conditioning and residual strength ≥ 50 % of the strength in the as-delivered			
Mass per unit area	323 g/m²		
Thickness	0,78 mm		



*Fig. No 1: Length in the warp direction, width 50 mm - there are 12 warp fibres within the width of 50 mm laid out as group of 3 fibres

Table No. 26 – R 275 A101

R 275 A101			
Mesh size*	Average mesh size (warp direction x weft direction)	10,0 x 8,0 mm	
	Mesh opening (warp direction x weft direction)	5,7 x 5,5 mm	
Roll width	No performance assessed		
Weaving accuracy	No performance assessed		
Tensile strength and elongation (warp and weft direction)	In the as-delivered state	warp direction	weft direction
	- tensile strength	90 N/mm	105 N/mm
	- elongation ϵ	4,5 %	4,5 %
	After alkalis conditioning	warp direction	weft direction
- tensile strength	56 N/mm	75 N/mm	
- elongation ϵ	2,8 %	2,9 %	
The average value of the tensile strength after alkalis conditioning shall be at least 20 N/mm and at least 50 % of the strength in the as-delivered state (residual strength): passed: ≥ 20 N/mm after alkalis conditioning and residual strength ≥ 50 % of the strength in the as-delivered			
Mass per unit area	336 g/m ²		
Thickness	0,88 mm		




*Fig. No 2: Length in the warp direction, width 50 mm - there are 15 warp fibres within the width of 50 mm laid out of as group of 3 fibres

Table No. 27 – R 326 A101

R 326 A101			
Mesh size	Average mesh size (warp direction x weft direction)	5,0 x 5,9 mm	
	Mesh opening (warp direction x weft direction)	3,8 x 4,0 mm	
Roll width	No performance assessed		
Weaving accuracy	No performance assessed		
Tensile strength and elongation (warp and weft direction)	In the as-delivered state	warp direction	weft direction
	- tensile strength	81 N/mm	125 N/mm
	- elongation ϵ	4,7 %	4,4 %
	After alkalis conditioning	warp direction	weft direction
	- tensile strength	44 N/mm	80 N/mm
- elongation ϵ	3,2 %	2,7 %	
The average value of the tensile strength after alkalis conditioning shall be at least 20 N/mm and at least 50 % of the strength in the as-delivered state (residual strength): passed: ≥ 20 N/mm after alkalis conditioning and residual strength ≥ 50 % of the strength in the as-delivered			
Mass per unit area	410 g/m²		
Thickness	0,96 mm		

Table No. 28 – R 451 A101

R 451 A101			
Mesh size*	Average mesh size (warp direction x weft direction)	10,0 x 8,4 mm	
	Mesh opening (warp direction x weft direction)	5,2 x 4,7 mm	
Roll width	No performance assessed		
Weaving accuracy	No performance assessed		
Tensile strength and elongation (warp and weft direction)	In the as-delivered state	warp direction	weft direction
	- tensile strength	111 N/mm	194 N/mm
	- elongation ϵ	4,6 %	4,1 %
	After alkalis conditioning	warp direction	weft direction
	- tensile strength	64 N/mm	157 N/mm
- elongation ϵ	2,9 %	3,5 %	
The average value of the tensile strength after alkalis conditioning shall be at least 20 N/mm and at least 50 % of the strength in the as-delivered state (residual strength): passed: ≥ 20 N/mm after alkalis conditioning and residual strength ≥ 50 % of the strength in the as-delivered			
Mass per unit area	533 g/m ²		
Thickness	1,14 mm		



*Fig. No 3: Length in the warp direction, width 50 mm - there are 15 warp fibres within the width of 50 mm laid out of as group of 3 fibres

Table No. 29 – R 585 A101

R 585 A101			
Mesh size	Average mesh size (warp direction x weft direction)	8,3 x 9,2 mm	
	Mesh opening (warp direction x weft direction)	5,0 x 4,7 mm	
Roll width	No performance assessed		
Weaving accuracy	No performance assessed		
Tensile strength and elongation (warp and weft direction)	In the as-delivered state	warp direction	weft direction
	- tensile strength	235 N/mm	195 N/mm
	- elongation ϵ	5,0 %	4,5 %
	After alkalis conditioning	warp direction	weft direction
	- tensile strength	145 N/mm	150 N/mm
- elongation ϵ	3,0 %	3,3 %	
The average value of the tensile strength after alkalis conditioning shall be at least 20 N/mm and at least 50 % of the strength in the as-delivered state (residual strength): passed: ≥ 20 N/mm after alkalis conditioning and residual strength ≥ 50 % of the strength in the as-delivered			
Mass per unit area	654 g/m²		
Thickness	1,08 mm		

4. Assessment and verification of constancy of performance (hereinafter AVCP) system applied, with reference to its legal base

According to the European Commission decision 97/556/EC, the AVCP system 2+ (further described in Annex V to Regulation (EU) No 305/2011 as amended) applies.

5. Technical details necessary for the implementation of the AVCP system, as provided for in the applicable EAD

The control plan for the manufacturer (factory production control) is specified in Cl. 3.2 of EAD 040016-00-0404 *Glass fibre mesh for reinforcement of cement based renderings*.

Issued in Prague on 06.04.2021



By
Ing. Mária Schaan
Head of the Technical Assessment Body

